



The Ultimate Gear Box For Your Trailer

This rugged new ShoreLock'r II storage box is specially designed for ShoreLand'r Powersports trailers.

Check out these great features:

- **Smooth Opening Lid**
with automotive-grade gas lifts and a durable weather seal to protect your gear from the elements.
- **Safe & Secure**
Lockable stainless steel paddle latch
- **Roomy interior**
with over 6500 cubic inches of space for all your stuff
- **Stylish Tread-Brite Aluminum Finish**

ONE YEAR LIMITED WARRANTY

For additional peace of mind, all ShoreLand'r trailers feature the most comprehensive warranty in the industry. Ask your dealer for details or visit shorelandr.com for more information.

AUTHORIZED DEALER

MODELS

MODEL	CARRYING CAPACITY	OVERALL DECK SIZE	FLAT DECK SIZE	LOADING RAMP STYLE	TIRE SIZE
PS4X8	1500 lbs.	52" x 102"	52" x 81"	Low Profile Beavertail	ST175/80D13-C
PS5X10	2000 lbs.	64" x 131"	64" x 110"	Low Profile Beavertail	ST185/80D13-C
PS5X14	2200 lbs.	64" x 175"	64" x 155"	Low Profile Beavertail	ST185/80D13-C
PS6X12	2200 lbs.	74" x 152"	74" x 132"	Low Profile Beavertail	ST185/80D13-C
PS6X12SR	2200 lbs.	74" x 152"	74" x 132"	ATV Side Ramp	ST185/80D13-C
PS8X10	2100 lbs.	NA	90" x 124"	ATV Side Ramp	ST185/80D13-C
PS8X14	2100 lbs.	NA	90" x 168"	ATV Side Ramp	ST185/80D13-C
PS8X17TB	4000 lbs.	NA	90" x 206"	ATV Side Ramp	ST185/80D13-C
PS8X17TBB	4000 lbs.	NA	90" x 206"	ATV Side Ramp	ST185/80D13-C
MC1200	1200 lbs.	Channels (3)		Channel	4.80 X 12-B
MC2000	2000 lbs.	80" x 151"	w/ramp folded	Rear Folding	ST215/75R14-C-Chrome
MC2000A	2000 lbs.	80" x 151"	w/ramp folded	Rear Folding	ST215/75R14-C-Aluminium

ACCESSORIES

MULTISPORT	PS4X8	PSSX10	PS5X14	PS6X12
Front Shield	TA0145-03	TA0146-03	TA0146-03	TA0147-03
Side Rails (steel tube)	TA0154-03	TA0155-03	TA0156-03	TA0157-03
Motorcycle Wheel Chock Kit	SSBK1184	SSBK1184	SSBK1184	SSBK1184
ShoreLock'r II Aluminum Storage Box	TA0149	TA0149	TA0149	TA0149
ShoreLock'r II Mounting Kit for Tongue	TA0151	TA0151	TA0151	TA0151
ATV Side Loading Ramps	NA	TA0141-03	TA0141-03	TA0141-03
Side Stop Kit	NA	TA0104-03	TA0104-03	TA0104-03
Wood Side Rail Mounting Bracket Kit	TA0152-03	TA0152-03	TA0152-03	TA0152-03
Spare Tire	4300298	4300304	4300304	4300304
Spare Tire Mounting Bracket (side frame)	TA0153-03	TA0153-03	TA0153-03	TA0153-03
Spare Tire Mounting Bracket (tongue)	TA0037-03	TA0037-03	TA0037-03	TA0037-03

ATV & UTV	PS8X10	PS8X14	PS8X17TB
ShoreLock'r II Aluminum Storage Box	TA0149	TA0149	TA0149
ShoreLock'r II Mounting Kit for Tongue	TA0151	TA0151	TA0151
Spray Guard	TA0002	TA0002	NA
ATV Side Stop Kit	TA0104-03	TA0104-03	TA0104-03
Spare Tire	4300304	4300304	4300304
Spare Tire Mounting Bracket (side frame)	TA0153-03	TA0153-03	TA0153-03
Spare Tire Mounting Bracket (tongue)	TA0037-03	TA0037-03	TA0037-03

MOTORCYCLE	MC1200	MC2000	MC2000A
Motorcycle Tie-Down Bar	BK985	NA	NA
Small Tire Stop Kit	TA0005-03	NA	NA
Spare Tire	4300183	4300309	4300310

CRUISER PACKAGE

	PS4X8	PSSX10	PS6X12
Single Bike trailer with ramp	TA0145-03 – Front Shield	TA0146-03 – Front Shield	TA0147-03 – Front Shield
SSBK1184 – Front Wheel Chock	SSBK1184 – Front Wheel Chock	SSBK1184 – Front Wheel Chock	SSBK1184 – Front Wheel Chock
TA0154-03 – Steel Side Rail Kit	TA0155-03 – Steel Side Rail Kit	TA0157-03 – Steel Side Rail Kit	

* Note: MC2000 & MC2000A models are standard with tongue jack, spare tire and spare tire bracket. Models and specifications are subject to change. Visit shorelandr.com for the latest updates. Some models are shown with optional equipment.

ShoreLand'r | Go the extra mile

A product of Midwest Industries, Inc. · Ida Grove, Iowa 51445 · 800.859.3028 · shorelandr.com

B806050 · Revised 1/09 · 294:1

ShoreLand'r

Go the extra mile

POWERSPORTS TRAILERS








PERSONALIZE. CUSTOMIZE. MAXIMIZE.

The road of life was never meant to be smooth, predictable pavement. It's the unexpected bumps and turns that make the journey fun.

That's why, when it comes to trailers, dependability is so important. Features like the strongest frame construction in the industry. Superior running gear. An exclusive steel platform deck. ShoreLand'r brings it all together to ensure years of trouble-free wandering.

That added peace of mind makes all the difference. So forget about what's behind you, and focus on the road ahead. Go the extra mile.


KEY

 ATV	 MOTORCYCLE	 UTV
---	--	---

Watch for these handy icons throughout this brochure. They will tell you basic hauling capabilities of each trailer.



Our **innovative steel platform deck** is reinforced with steel cross-members making it the toughest in the industry. The embossed traction holes provide extra grip, loads of tie-down points, and easy clean-up.



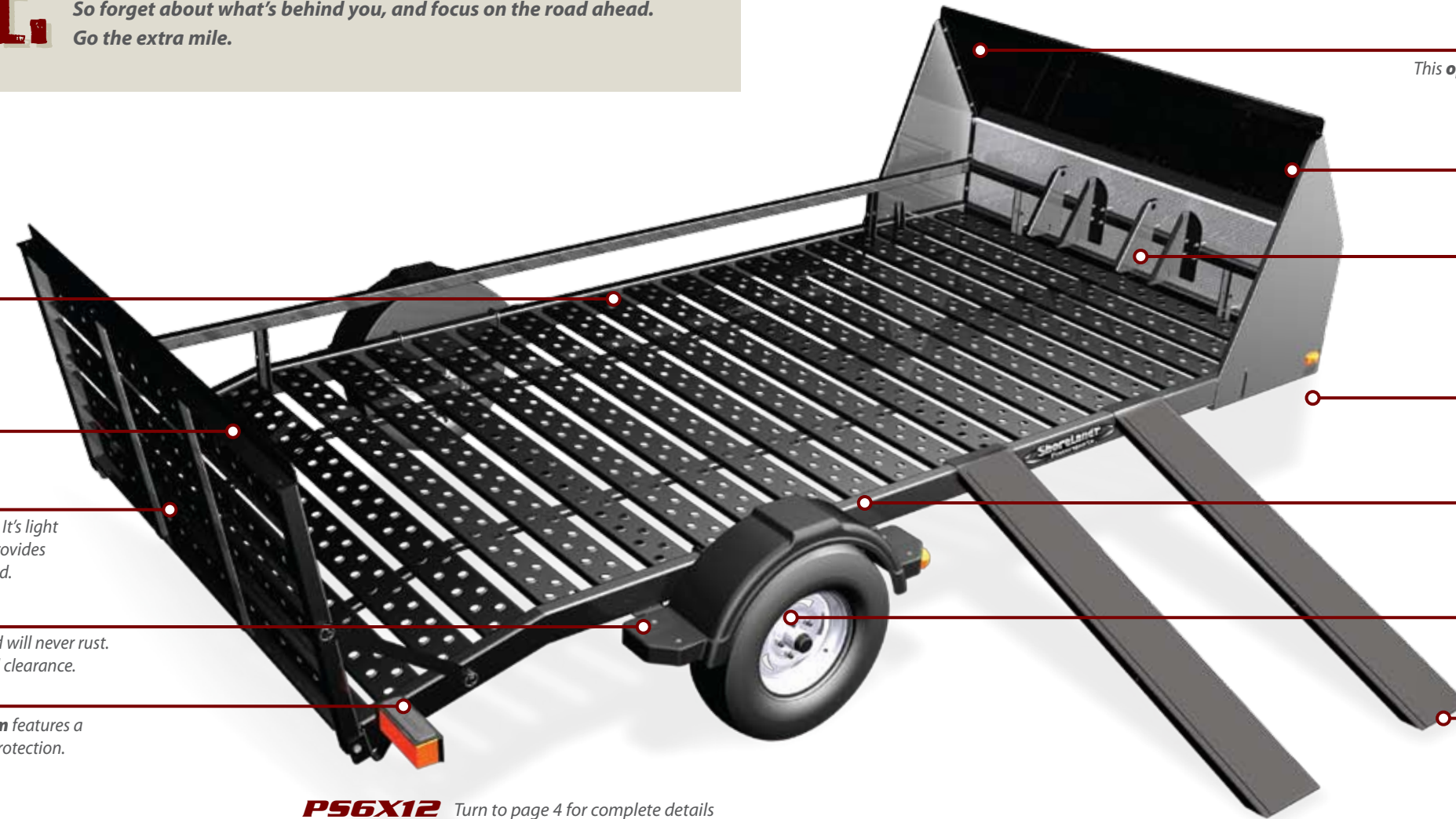
The **new beavertail deck** provides a lower drive-on height for the optimum angle, offering better clearance and easier loading.



The **high-grip loading ramp** is one option you'll definitely want to load on. It's light enough to lift, yet reinforced to handle the heaviest of loads. Its low profile provides increased fuel efficiency, while special dampeners prevent rattling on the road.

Durable, Custom-Molded Fenders protect your gear from road debris and will never rust. Many models are also available with larger 13" wheels for additional ground clearance.

Don't waste time with malfunctioning lights. Our **reliable electrical system** features a separate ground wire and all wires are run inside the frame tube for added protection.



P56X12 Turn to page 4 for complete details

This **optional Motorcycle Shield** offers more than just good looks. The heavy-duty steel construction and diamond-plate trim provide maximum protection for your gear.

Be sure to check out our special Cruiser Packages on page 7.



Baked-on, Diamond Black, powder-coat finish provides maximum protection for the life of your trailer.

The heavy-duty **front wheel chock kit** option (SSBK1184) works in combination with the optional motorcycle shield, providing a sturdy base to secure your bike.



New optional ShoreLock'r II provides secure storage for your tools, tie-downs, or anything else! Get the full details on page 8.



Our **welded, steel tube frame** is the strongest in the industry. It provides less flex and optimum support to ensure longer trailer life.

Top-quality running gear features precision machined cast-iron hubs and robot-welded spindles for a smoother, safer ride.

Optional ATV side-load ramps open up more loading and unloading configurations. They easily store up front, helping deflect road debris.



Models and specifications are subject to change. Visit shorelandr.com for the latest updates. Some models are shown with optional equipment.

BUILT FOR THE ROAD LESS TRAVELED...

When you ride with us, you know you have a trailer that's as adventurous as you are. Scary looking road ahead? Don't worry, just go for it. You may feel tempted to look back every once in a while, if only to admire your impressive new follower.



MULTISPORT: Loaded with smart details and as versatile as can be, these trailers are the perfect weekend companions. Our new beavertail design and lighter rear gate make loading and unloading a breeze, especially for low-profile gear. Start here and then add your custom options to create the trailer you've always dreamed of!

UTV/ATV: Designed just for your all-terrain toys, this rugged setup puts the deck over the wheels for maximized deck space. Included multi-position ramps allow loading from almost any position, neatly storing up front to shield your gear from road debris.



PS4X8
CAPACITY: 1500 lbs.
DECK SIZE: 52" x 102"



Talk about versatile! This bad boy can tackle everything from motorcycles and gardening equipment to ATVs and golf carts. Tie it all down easily, thanks to the exclusive platform deck!



PS55X10
CAPACITY: 2000 lbs.
DECK SIZE: 64" x 131"



Like it a little rougher? Then get all the great features with even more size and strength! A great midsize trailer for all kinds of gear.



PS8X10
CAPACITY: 2100 lbs.
DECK SIZE: 90" x 124"



This durable steel frame has the width to carry 2 ATVs. Load 'em up without worry thanks to the platform deck, which makes tie-downs a cinch!



PS8X14
CAPACITY: 2100 lbs.
DECK SIZE: 90" x 168"



Just as tough as the PS8X10, only bigger. Now you can haul all your toys in style.



PS55X14
CAPACITY: 2200 lbs.
DECK SIZE: 64" x 175"



Our longest beavertail trailer is designed for strength. It's perfect for two ATVs or whatever else you can throw at it.



PS6X12
CAPACITY: 2200 lbs.
DECK SIZE: 74" x 152"



A true workhorse with plenty of muscle! With the optional side ramps, this one can handle two ATVs or two big motorcycles.



PS8X17
CAPACITY: 4000 lbs.
DECK SIZE: 90" x 206"



For the biggest adventures, you need the biggest trailer! The latest addition to our line of ATV/UTV haulers comes standard with tandem axles and electric brakes. Pile on all your gear and still have room to spare!



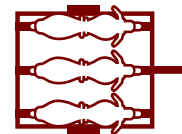
EASY LOADING
Our longer removable ramps can be positioned almost anywhere around trailer frame for quick and easy loading. A safety post prevents shifting of the ramps, which store neatly up front to protect your machines during travel.

MOBILITY. DEPENDABILITY. MORE ABILITY.

You have a lot of pride in your bike, and why wouldn't you? It's got stunning good looks, it rides great, and never leaves you stranded. Doesn't your bike deserve to be shown off by a trailer that's just as great?



MC1200
CAPACITY: 1200 lbs.



With its three bike channels and sturdy wheel chocks, the 1200MC hauls your motorcycles in a tight formation that is ideal for transport. Other features include our durable, custom molded fenders, a removable ramp that stores conveniently under the trailer and plenty of tiedown points to secure your bikes.



The removable ramp attaches quickly for easy loading. During travel, it stores neatly under the trailer frame and is secured with a locking pin.



MC2000
Patents Pending
CAPACITY: 2000 lbs.
DECK SIZE: 80" x 151"


Easy, drive-on loading with room for two bikes and all your gear.

What does it take to be the hottest motorcycle trailer on the block?

Start with a welded tubular steel frame and rubber torsion axle for maximum road stability. Add a sleek, protective shield that's open on the sides, for less drag and better gas mileage than an enclosed trailer.

Finish it off with a cool Fold-n-Load ramp and options like your choice of chrome or aluminum wheels.

The V-Twin is packed with features, many of which are optional on other trailers. Recessed taillights are tucked away in cushioned rubber mounts and the wiring is run inside the frame tube for added protection from the elements. Quick-adjust wheel chocks can be positioned to accommodate one or two bikes. Plenty of tiedowns are strategically located to secure your bikes. Extras like a tongue jack, chrome wheels, a spare tire and spare tire mounting bracket are all standard. You can even customize your V-Twin with options like disc brakes and aluminum wheels.



ShoreLand'r Cruiser Packages

ShoreLand'r Cruiser Packages turn our standard Powersports trailer into a fully-loaded motorcycle trailer. See next page for a list of what is included.



P54x8
Cruiser Package



P55x10
Cruiser Package



P56x12
Cruiser Package

